ALTERNATES

ADD ALT #1 — 2' X 2 A.C.T. SHALL BE REPLACED IN EAST ANNEX, LEAVING EXISTING GRID IN PLACE, ONLY WHERE GRID AND A.C.T. ARE NOT BOTH BEING REPLACED. RE: ACOUSTIC CEILING TILE SPECIFICTIONS.

ADD ALT #2 — ALL CEILING WORK IN THIS AREA SHALL BE PRICED SEPARATELY.

GENERAL NOTES

A. WHERE NEW CEILING GRID AND A.C.T. IS TO BE INSTALLED, IT SHALL BE INSTALLED AT SAME HEIGHT AS EXISTING CEILING, UNLESS SPECIFICALLY NOTED OTHERWISE.

B. DEMOLISH EXISTING CEILING, PROVIDING TEMPORARY SUPPORT FOR EXISTING CEILING SUPPORTED EQUIPMENT, AND INSTALL NEW GRID AND A.C.T. EXCEPT WHERE SPECIFICALLY SHOWN IN EAST AND WEST ANNEX. RE: ACOUSTICAL CEILING TILE SPECIFICATIONS ON DWG AS 199. COORDINATE WORK WITH MECHANICAL CONTRACTOR, WHO WILL REMOVE EXISTING VAV BOX OR EXISTING FAN COIL, AFTER CEILING IS REMOVED, AND REINSTALL NEW VAV BOX BEFORE NEW CEILING IS INSTALLED.

C. IF ONLY A.C.T. IS TO BE REPLACED, AS OCCURS IN MOST OF EAST ANNEX, REMOVE APPROXIMATELY 150 FT2 BELOW EACH EXISTING FAN COIL OR VAV BOX TO ENABLE MECHANICAL CONTRACTOR TO REMOVE OLD AND INSTALL NEW MECHANICAL EQUIPMENT. COORDINATE REMOVAL WORK WITH MECHANICAL CONTRACTOR. RE: MECHANICAL DRAWINGS. AFTER NEW FAN COILS AND VAV BOXES HAVE BEEN INSTALLED, INSTALL GRID AND A.C.T.

D. EXISTING LIGHTS, DIFFUSERS, ALARMS, AND OTHER MISCELLANEOUS COMPONENT S INSTALLED IN EXISTING CEIIMG SHALL BE INSTALLED IN NEW CEILING, IN SAME LOCATIONS, EXCEPT WHERE SPECIFICALLY NOTED OTHERWISE.

LEGEND

- SURFACE MOUNTED STRIP - 2 LAMP
- LINEAR SLOT DIFFUSER
- 2' X 4' LIGHT LAY IN
- 2' X 2' LIGHT LAY IN
- RETURN AIR
- EXHAUST AIR
- SUPPLY AIR
- FIRE ALARM
- EXIT SIGN/HANGING SIGNAGE
- SPEAKERS
- CAN LIGHTS
- 110V POWER
- CCTV CABLES/CAMERA
- WIFI HUB
- ELECTRICAL J-BOX
- NEW CEILING GRID AND T.L.E
- NOT IN CONTRACT
- EXISTING GYP CEILING, N.I.C.
- UNABLE TO SURVEY, ASSUMED NEW T.L.E ONLY.

A.C.T. ACOUSTIC CEILING TILE

AFF ABOVE FINISHED FLOOR

N.I.C. NOT IN CONTRACT

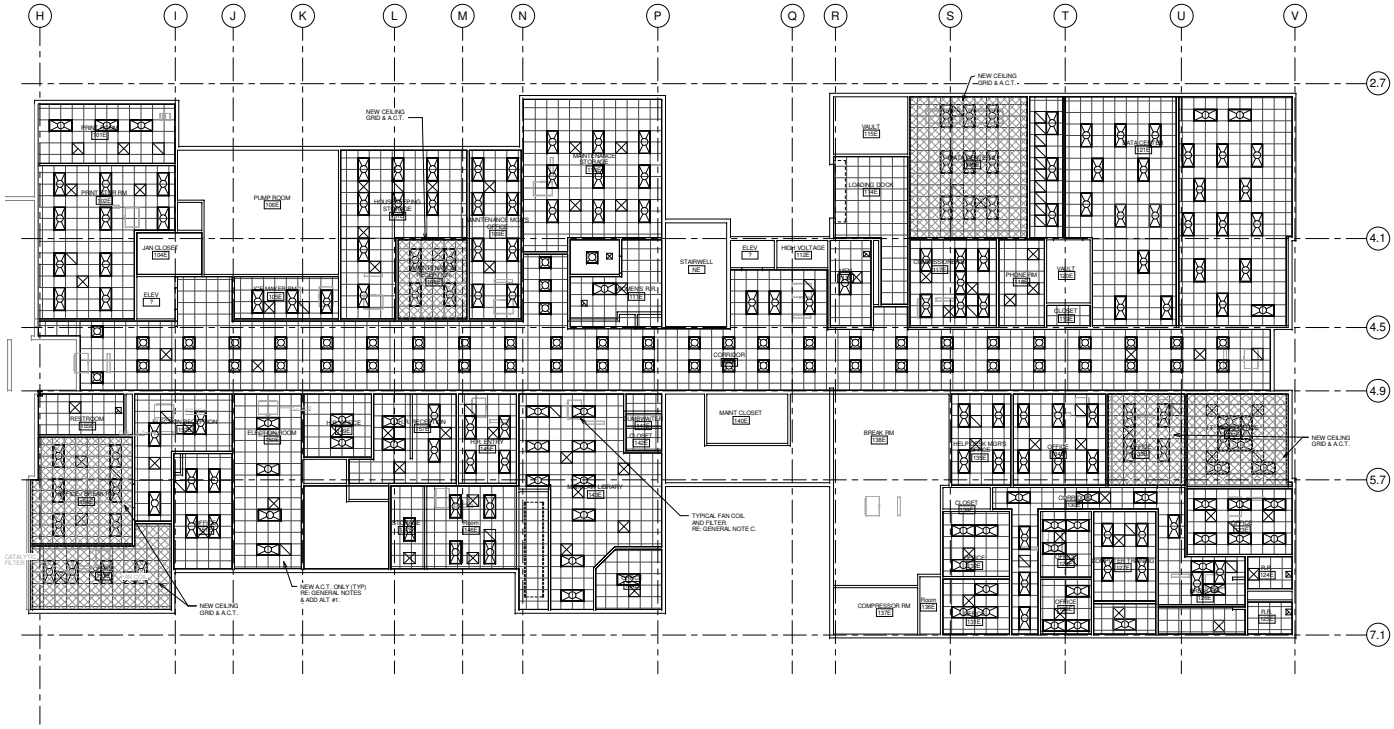

1 LEVEL 1 - EAST ANNEX
1/8" = 1'-0"

GL2M
ENGINEERING
940-230-4200
TEXAS FIRM F-14671

5/20/2015

PROJECT:
GREGG COUNTY COURTHOUSE CEILING REPLACEMENT PROJECT
OWNER:
GREGG COUNTY
ADDRESS:
101 EAST METHVIN ST., LONGVIEW, TEXAS

DATE	REVISIONS
5/20/15	IFC

ARCH - REFLECTED CEILING - LEVEL 1 - EAST ANNEX

A3.1E

BY: L. MONTZ
DATE: 5/20/15
© 2015 GL2M ENGR

1 LEVEL 1 - WEST ANNEX
1/8" = 1'-0"

ALTERNATES

ADD ALT #1 2' X 2' A.C.T. SHALL BE REPLACED IN EAST ANNEX, LEAVING EXISTING GRID IN PLACE, ONLY WHERE GRID AND A.C.T. ARE NOT BOTH BEING REPLACED. RE: ACOUSTIC CEILING TILE SPECIFICTIONS.

ADD ALT #2 ALL CEILING WORK IN THIS AREA SHALL BE PRICED SEPARATELY.

GENERAL NOTES

A. WHERE NEW CEILING GRID AND A.C.T. IS TO BE INSTALLED, IT SHALL BE INSTALLED AT SAME HEIGHT AS EXISTING CEILING, UNLESS SPECIFICALLY NOTED OTHERWISE.

B. DEMOLISH EXISTING CEILING, PROVIDING TEMPORARY SUPPORT FOR EXISTING CEILING SUPPORTED EQUIPMENT, AND INSTALL NEW CEILING GRID AND/OR A.C.T. WHERE SPECIFICALLY SHOWN IN EAST AND WEST ANNEX. RE: ACOUSTICAL CEILING TILE SPECIFICATIONS ON DWG A0.1C. COORDINATE WORK WITH MECHANICAL CONTRACTOR. RE: MECHANICAL DRAWINGS. EXISTING FAN COIL OR EXISTING FAN COIL, AFTER CEILING IS REMOVED, AND REINSTALL NEW VAV BOX BEFORE NEW CEILING IS INSTALLED.

C. IF ONLY A.C.T. IS TO BE REPLACED, AS OCCURS IN MOST OF EAST ANNEX, REMOVE APPROXIMATELY 150 FT2 BELOW EACH EXISTING FAN COIL OR VAV BOX, TO ENABLE MECHANICAL CONTRACTOR TO REMOVE OLD AND INSTALL NEW MECHANICAL EQUIPMENT. COORDINATE REMOVAL WORK WITH MECHANICAL CONTRACTOR. RE: MECHANICAL DRAWINGS. AFTER NEW FAN COILS AND VAV BOXES HAVE BEEN INSTALLED, INSTALL GRID AND A.C.T.

D. EXISTING LIGHTS, DIFFUSERS, ALARMS, AND OTHER MISCELLANEOUS COMPONENTS INSTALLED IN EXISTING CEILING SHALL BE INSTALLED IN NEW CEILING, IN SAME LOCATIONS, EXCEPT WHERE SPECIFICALLY NOTED OTHERWISE.

LEGEND

- SURFACE MOUNTED STRIP - 2 LAMP
- LINEAR SLOT DIFFUSER
- 2' X 4' LIGHT LAY IN
- 2' X 2' LIGHT LAY IN
- RETURN AIR
- EXHAUST AIR
- SUPPLY AIR
- FIRE ALARM
- EXIT SIGN/HANGING SIGNAGE
- SPEAKERS
- CAN LIGHTS
- 110V POWER
- CCTV CABLES/CAMERA
- WIFI HUB
- ELECTRICAL J-BOX
- NEW CEILING GRID AND TILE
- NOT IN CONTRACT
- EXISTING GYP CEILING, N.I.C.
- UNABLE TO SURVEY. ASSUMED NEW TILE ONLY.

A.C.T. ACOUSTIC CEILING TILE

AFF ABOVE FINISHED FLOOR

N.I.C. NOT IN CONTRACT

ACOUSTIC CELING TILE SPECIFICATION

A. SHALL BE MANUFACTURED BY ARMSTRONG, OR CERTAIN-TEED.

B. NON-FIRE RATED CEILING GRID, ARMSTRONG, PRELUDE 300, WITH EXPOSED SURFACE GRID WIDTH OF 15/16".

C. GRID FINISH: MANUFACTURER'S STANDARD BAKED ENAMEL FINISH, WHITE.

D. ACCESSORIES: STABLIZER BARS, CLIPS, SPLICES, EDGE MOLDINGS, AND MISCELLANOUS ACCESSORIES REQUIRED FOR SUSPENDED GRID SYSTEM.

E. SUPPORT CHANNELS & HANGARS: GALVANIZED CARBON STEEL, SIZE AND TYPE TO SUIT APPLICATION AND CEILING SYSTEM FLAT-NESS REQUIREMENT SPECIFIED. ASTM C 641, YIELD STRESS AT LEAST 3X DESIGN LOAD, BUT NOT LESS THAN 12 GAUGE.

F. EDGE MOLDINGS: MANUFACTURER'S STANDARD CHANNEL MOLDING FOR EDGES AND PENETRATIONS OF CEILING, WITH SINGLE FLANGE OF MOLDING EXPOSED, WHITE BAKED ENAMEL FINISH FOR TYPE 1 CEILINGS, AND ALUMINUM FOR TYPE 2 CEILINGS.

G. JOINT SPLINES: TYPE RECOMMENDED BY MANUFACTURER TO COORDINATE WITH TILE INSTALLATION SUPPORT SYSTEM AND INSTALLATION PROCEDURE.

H. ACOUSTICAL TILE: 2' X 2' ACOUSTICAL LAY-IN CEILING, ARMSTRONG ANGLED TEGULAR EDGE, FINE FISSURED TEXTURE NO. 1732 HUMIGUARD WHITE WITH GRID SYSTEM, PRELUDE XL 7300 SERIES 15/16".

I. TOUCH-UP PAINT : TYPE AND COLOR TO MATCH EXISTING.

DRAWING LIST

NO.	DRAWING NAME	REV DATE	REV DESCRIPTION
A3.1W	ARCH - REFLECTED CEILING - LEVEL 1 - WEST ANNEX	5/20/15	IFC
A3.2W	ARCH - REFLECTED CEILING - LEVEL 2 - WEST ANNEX	5/20/15	IFC
A3.3W	ARCH - REFLECTED CEILING - LEVEL 3 - WEST ANNEX	5/20/15	IFC
A3.4W	ARCH - REFLECTED CEILING - LEVEL 4 - WEST ANNEX	5/20/15	IFC
A3.5W	ARCH - REFLECTED CEILING - LEVEL 5 - WEST ANNEX	5/20/15	IFC
A3.1E	ARCH - REFLECTED CEILING - LEVEL 1 - EAST ANNEX	5/20/15	IFC
A3.2E	ARCH - REFLECTED CEILING - LEVEL 2 - EAST ANNEX	5/20/15	IFC
A3.3E	ARCH - REFLECTED CEILING - LEVEL 3 - EAST ANNEX	5/20/15	IFC

GL2M
ENGINEERING
940-230-4200
TEXAS FIRM F-14671

5/20/2015

PROJECT: GREGG COUNTY COURTHOUSE CEILING REPLACEMENT PROJECT
OWNER: GREGG COUNTY
ADDRESS: 101 EAST METHVIN ST., LONGVIEW, TEXAS

DATE	REVISIONS
5/20/15	IFC

ARCH - REFLECTED CEILING - LEVEL 1 - WEST ANNEX

A3.1W

BY: L. MONTZ
DATE: 5/20/15

© 2015 GL2M ENGR

H
I
J
K
L
M
N
P
Q
R
S
T
U
V
2.7
4.1
4.5
4.9
5.7
7.1
OFFICE
OFFICE
OFFICE

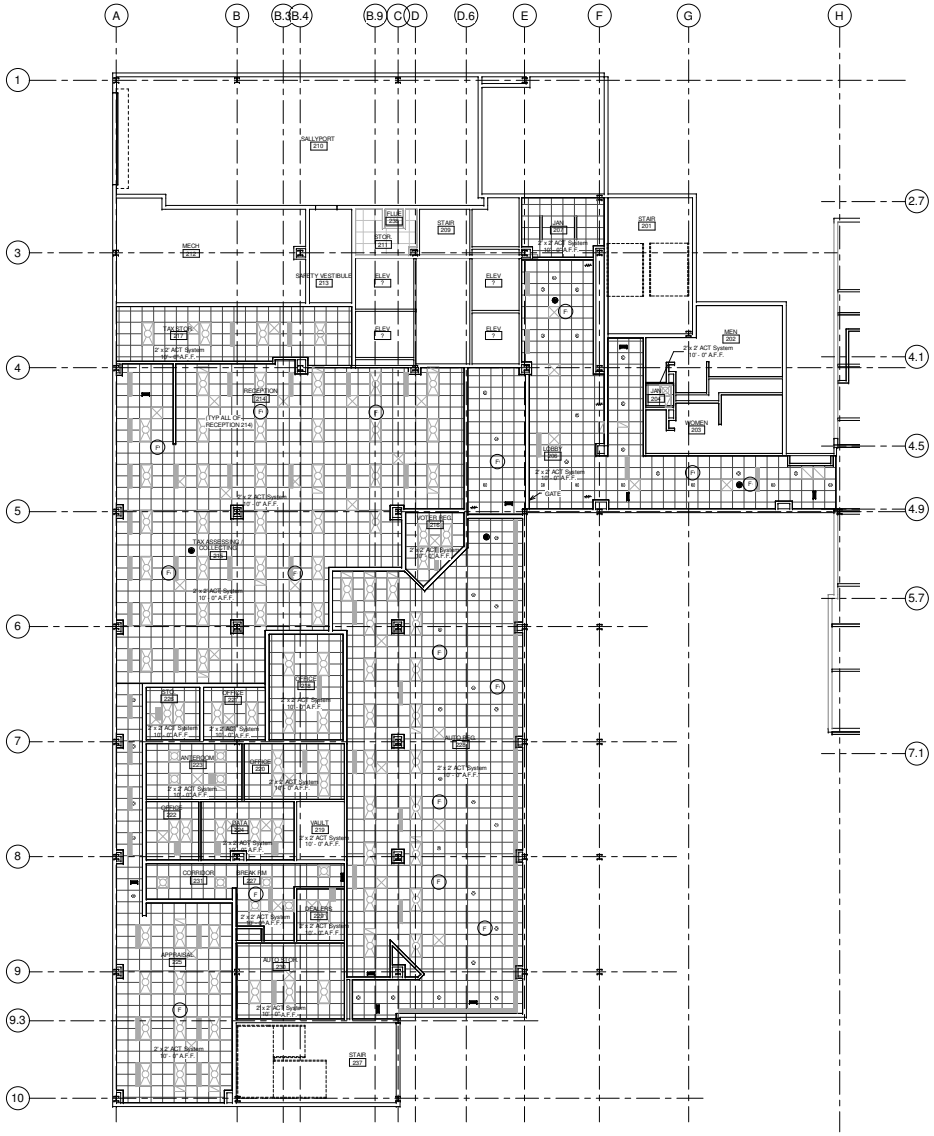

1 LEVEL 2 - WEST ANNEX
1/8" = 1'-0"

ALTERNATES

ADD ALT #1 — 2' X 2' A.C.T. SHALL BE REPLACED IN EAST ANNEX, LEAVING EXISTING GRID IN PLACE, ONLY WHERE GRID AND A.C.T. ARE NOT BOTH BEING REPLACED. RE: ACOUSTIC CEILING TILE SPECIFICTIONS.

ADD ALT #2 — ALL CEILING WORK IN THIS AREA SHALL BE PRICED SEPARATELY.

GENERAL NOTES

A. WHERE NEW CEILING GRID AND A.C.T. IS TO BE INSTALLED, IT SHALL BE INSTALLED AT SAME HEIGHT AS EXISTING CEILING, UNLESS SPECIFICALLY NOTED OTHERWISE.

B. DEMOLISH EXISTING CEILING, PROVIDING TEMPORARY SUPPORT FOR EXISTING CEILING SUPPORTED EQUIPMENT, AND INSTALL NEW CEILING GRID AND/OR A.C.T. WHERE SPECIFICALLY SHOWN IN EAST AND WEST ANNEX. RE: ACOUSTICAL CEILING TILE SPECIFICATIONS ON DWG AS.1W. COORDINATE WORK WITH MECHANICAL CONTRACTOR, WHO WILL REMOVE EXISTING VAV BOX OR EXISTING FAN COIL, AFTER CEILING IS REMOVED, AND REINSTALL NEW VAV BOX BEFORE NEW CEILING IS INSTALLED.

C. IF ONLY A.C.T. IS TO BE REPLACED, AS OCCURS IN MOST OF EAST ANNEX, REMOVE APPROXIMATELY 150 FT2 BELOW EACH EXISTING FAN COIL OR VAV BOX. TO ENABLE MECHANICAL CONTRACTOR TO REMOVE OLD AND INSTALL NEW MECHANICAL EQUIPMENT. COORDINATE REMOVAL WORK WITH MECHANICAL CONTRACTOR. RE: MECHANICAL DRAWINGS. AFTER NEW FAN COILS AND VAV BOXES HAVE BEEN INSTALLED, INSTALL GRID AND A.C.T.

D. EXISTING LIGHTS, DIFFUSERS, ALARMS, AND OTHER MISCELLANEOUS COMPONENTS INSTALLED IN EXISTING CEILING SHALL BE INSTALLED IN NEW CEILING, IN SAME LOCATIONS, EXCEPT WHERE SPECIFICALLY NOTED OTHERWISE.

LEGEND

- SURFACE MOUNTED STRIP - 2 LAMP
- LINEAR SLOT DIFFUSER
- 2' X 4' LIGHT LAY IN
- 2' X 2' LIGHT LAY IN
- RETURN AIR
- EXHAUST AIR
- SUPPLY AIR
- FIRE ALARM
- EXIT SIGN/HANGING SIGNAGE
- SPEAKERS
- CAN LIGHTS
- 110V POWER
- CCTV CABLES/CAMERA
- WIFI HUB
- ELECTRICAL J-BOX
- NEW CEILING GRID AND TILE
- NOT IN CONTRACT
- EXISTING GYP CEILING, N.I.C.
- UNABLE TO SURVEY, ASSUMED NEW TILE ONLY.

A.C.T. — ACOUSTIC CEILING TILE

AFF — ABOVE FINISHED FLOOR

N.I.C. — NOT IN CONTRACT

NORTH

GL2M
ENGINEERING
940-230-4200
TEXAS FIRM F-14671

5/20/2015

PROJECT: **GREGG COUNTY COURTHOUSE CEILING REPLACEMENT PROJECT**
OWNER: GREGG COUNTY
ADDRESS: 101 EAST METHVIN ST., LONGVIEW, TEXAS

DATE	REVISIONS
5/20/15	IFC

ARCH - REFLECTED CEILING - LEVEL 2 - WEST ANNEX

A3.2W

BY: L. MONTZ
DATE: 5/20/15

© 2015 GL2M ENGR

1 LEVEL 3 - EAST ANNEX
1/8" = 1'-0"

ALTERNATES

ADD ALT #1: 2' X 2' A.C.T. SHALL BE REPLACED IN EAST ANNEX, LEAVING EXISTING GRID IN PLACE, ONLY WHERE GRID AND A.C.T. ARE NOT BOTH BEING REPLACED. RE: ACOUSTIC CEILING TILE SPECIFICTIONS.

ADD ALT #2: ALL CEILING WORK IN THIS AREA SHALL BE PRICED SEPARATELY.

GENERAL NOTES

A. WHERE NEW CEILING GRID AND A.C.T. IS TO BE INSTALLED, IT SHALL BE INSTALLED AT SAME HEIGHT AS EXISTING CEILING, UNLESS SPECIFICALLY NOTED OTHERWISE.

B. DEMOLISH EXISTING CEILING, PROVIDING TEMPORARY SUPPORT FOR EXISTING CEILING SUPPORTED EQUIPMENT, AND INSTALL NEW CEILING GRID AND/OR A.C.T. WHERE SPECIFICALLY SHOWN IN EAST AND WEST ANNEX. RE: ACOUSTICAL CEILING TILE SPECIFICATIONS ON DWG A3.1W. COORDINATE WORK WITH MECHANICAL CONTRACTOR, WHO WILL REMOVE EXISTING VAV BOX OR EXISTING FAN COIL, AFTER CEILING IS REMOVED, AND REINSTALL NEW VAV BOX BEFORE NEW CEILING IS INSTALLED.

C. IF ONLY A.C.T. IS TO BE REPLACED, AS OCCURS IN MOST OF EAST ANNEX, REMOVE APPROXIMATELY 1'SF FT2 BELOW EACH EXISTING FAN COIL OR VAV BOX, TO ENABLE MECHANICAL CONTRACTOR TO REMOVE OLD AND INSTALL NEW MECHANICAL EQUIPMENT. COORDINATE REMOVAL WORK WITH MECHANICAL CONTRACTOR. RE: MECHANICAL DRAWINGS. AFTER NEW FAN COILS AND VAV BOXES HAVE BEEN INSTALLED, INSTALL GRID AND A.C.T.

D. EXISTING LIGHTS, DIFFUSERS, ALARMS, AND OTHER MISCELLANEOUS COMPONENTS INSTALLED IN EXISTING CEILING SHALL BE INSTALLED IN NEW CEILING, IN SAME LOCATIONS, EXCEPT WHERE SPECIFICALLY NOTED OTHERWISE.

LEGEND

- SURFACE MOUNTED STRIP - 2 LAMP
- LINEAR SLOT DIFFUSER
- 2' X 4' LIGHT LAY IN
- 2' X 2' LIGHT LAY IN
- RETURN AIR
- EXHAUST AIR
- SUPPLY AIR
- FIRE ALARM
- EXIT SIGN/HANGING SIGNAGE
- SPEAKERS
- CAN LIGHTS
- 110V POWER
- CCTV CABLES/CAMERA
- WIFI HUB
- ELECTRICAL J-BOX
- NEW CEILING GRID AND TILE
- NOT IN CONTRACT
- EXISTING GYP CEILING, N.I.C.
- UNABLE TO SURVEY, ASSUMED NEW TILE ONLY.
- A.C.T. ACOUSTIC CEILING TILE
- AFF ABOVE FINISHED FLOOR
- N.I.C. NOT IN CONTRACT

GL2M
ENGINEERING
940-230-4200
TEXAS FIRM F-14671

5/20/2015

PROJECT: **GREGG COUNTY COURTHOUSE CEILING REPLACEMENT PROJECT**
OWNER: GREGG COUNTY
ADDRESS: 110 EAST METHVIN ST., LONGVIEW, TEXAS

DATE	REVISIONS
5/20/15	IFC

ARCH - REFLECTED CEILING - LEVEL 3 - EAST ANNEX

A3.3E

BY: L. MONTZ
DATE: 5/20/15
© 2015 GL2M ENGR

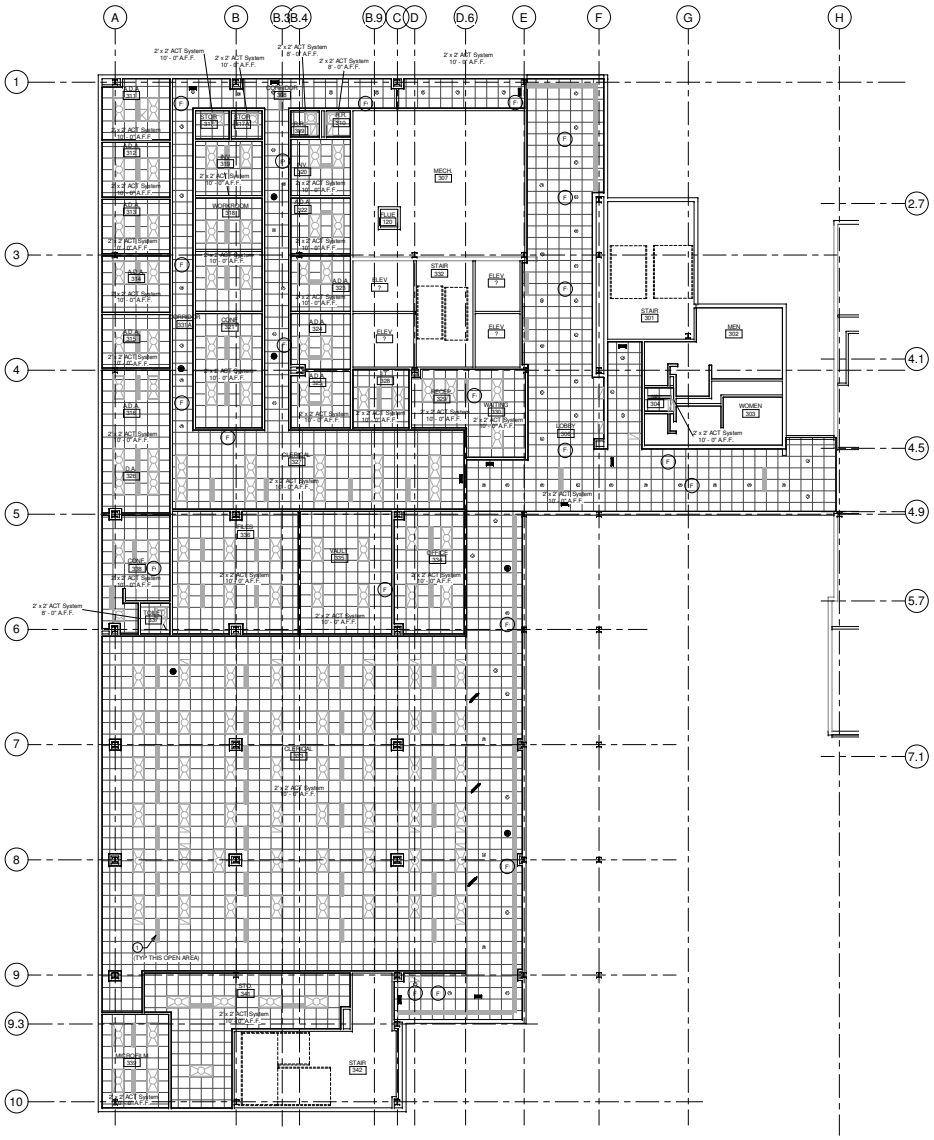

1 LEVEL 3 - WEST ANNEX
1/8" = 1'-0"

ALTERNATES

ADD ALT #1 2' X 2' A.C.T. SHALL BE REPLACED IN EAST ANNEX, LEAVING EXISTING GRID IN PLACE, ONLY WHERE GRID AND A.C.T. ARE NOT BOTH BEING REPLACED. RE: ACOUSTIC CEILING TILE SPECIFICTIONS.

ADD ALT #2 ALL CEILING WORK IN THIS AREA SHALL BE PRICED SEPARATELY.

GENERAL NOTES

A. WHERE NEW CEILING GRID AND A.C.T. IS TO BE INSTALLED, IT SHALL BE INSTALLED AT SAME HEIGHT AS EXISTING CEILING, UNLESS SPECIFICALLY NOTED OTHERWISE.

B. DEMOLISH EXISTING CEILING, PROVIDING TEMPORARY SUPPORT FOR EXISTING CEILING SUPPORTED EQUIPMENT, AND INSTALL NEW CEILING GRID AND/OR A.C.T. WHERE SPECIFICALLY SHOWN IN EAST AND WEST ANNEX. RE: ACOUSTICAL CEILING TILE SPECIFICATIONS ON DWG A3.1W. COORDINATE WORK WITH MECHANICAL CONTRACTOR, WHO WILL REMOVE EXISTING VAV BOX OR EXISTING FAN COIL, AFTER CEILING IS REMOVED, AND REINSTALL NEW VAV BOX BEFORE NEW CEILING IS INSTALLED.

C. IF ONLY A.C.T. IS TO BE REPLACED, AS OCCURS IN MOST OF EAST ANNEX, REMOVE APPROXIMATELY 150 FT2 BELOW EACH EXISTING FAN COIL OR VAV BOX, TO ENABLE MECHANICAL CONTRACTOR TO REMOVE OLD AND INSTALL NEW MECHANICAL EQUIPMENT. COORDINATE WORK WITH MECHANICAL CONTRACTOR. RE: MECHANICAL DRAWINGS. AFTER NEW FAN COILS AND VAV BOXES HAVE BEEN INSTALLED, INSTALL GRID AND A.C.T.

D. EXISTING LIGHTS, DIFFUSERS, ALARMS, AND OTHER MISCELLANEOUS COMPONENTS INSTALLED IN EXISTING CEILING SHALL BE INSTALLED IN NEW CEILING, IN SAME LOCATIONS, EXCEPT WHERE SPECIFICALLY NOTED OTHERWISE.

LEGEND

- SURFACE MOUNTED STRIP - 2 LAMP
- LINEAR SLOT DIFFUSER
- 2' X 4' LIGHT LAY IN
- 2' X 2' LIGHT LAY IN
- RETURN AIR
- EXHAUST AIR
- SUPPLY AIR
- FIRE ALARM
- EXIT SIGN/HANGING SIGNAGE
- SPEAKERS
- CAN LIGHTS
- 110V POWER
- CCTV CABLES/CAMERA
- WIFI HUB
- ELECTRICAL J-BOX
- NEW CEILING GRID AND TILE
- NOT IN CONTRACT
- EXISTING GYP CEILING, N.I.C.
- UNABLE TO SURVEY, ASSUMED NEW TILE ONLY.

A.C.T. ACOUSTIC CEILING TILE

AFF ABOVE FINISHED FLOOR

N.I.C. NOT IN CONTRACT

GL2M
ENGINEERING
940-230-4200
TEXAS FIRM F-14671

5/20/2015

PROJECT: GREGG COUNTY COURTHOUSE CEILING REPLACEMENT PROJECT
OWNER: GREGG COUNTY
ADDRESS: 101 EAST METHVIN ST., LONGVIEW, TEXAS

DATE	REVISIONS
5/20/15	IFC

ARCH - REFLECTED CEILING - LEVEL 3 - WEST ANNEX

A3.3W

BY: L. MONTZ
DATE: 5/20/15

© 2015 GL2M ENGR

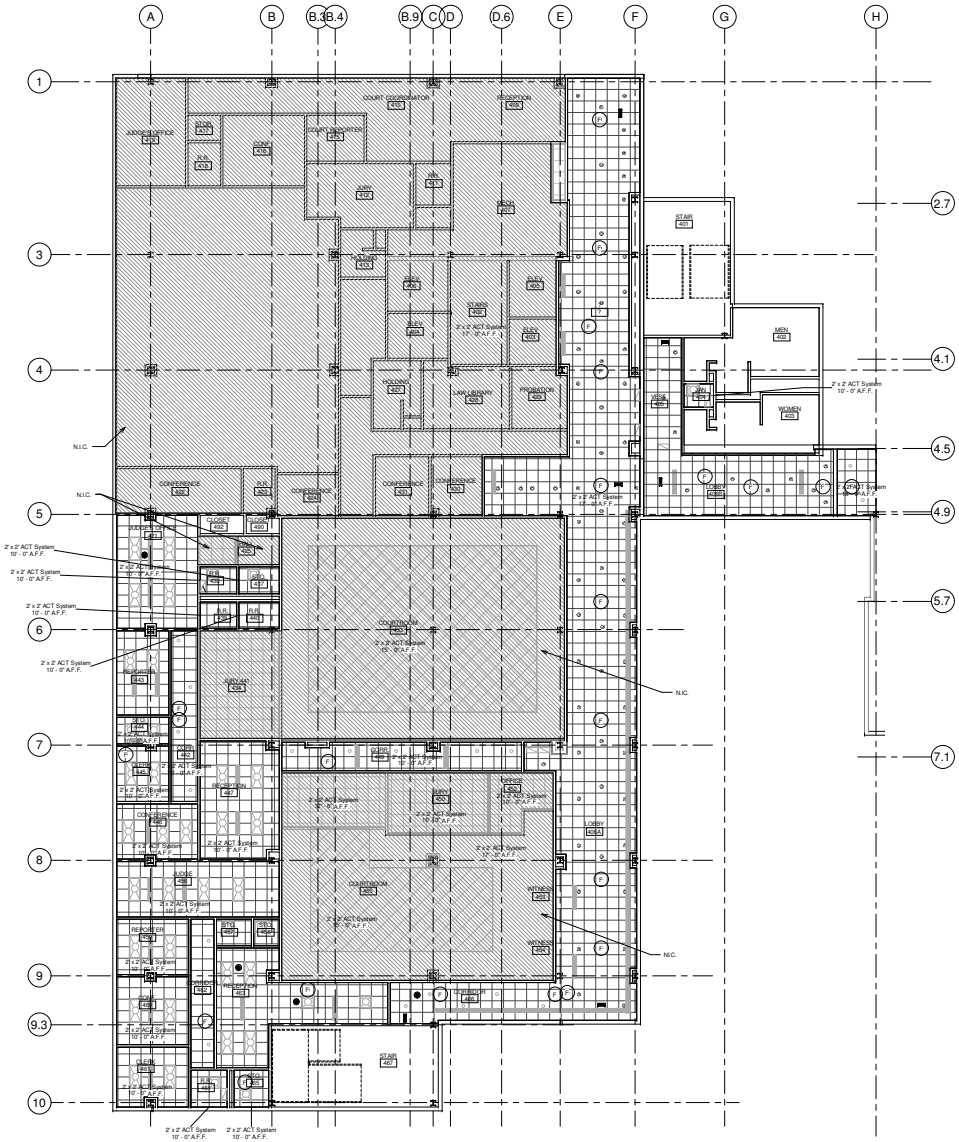

1 LEVEL 4 - WEST ANNEX
1/8" = 1'-0"

ALTERNATES

ADD ALT #1 2' X 2' A.C.T. SHALL BE REPLACED IN EAST ANNEX, LEAVING EXISTING GRID IN PLACE, ONLY WHERE GRID AND A.C.T. ARE NOT BOTH BEING REPLACED. RE: ACOUSTIC CEILING TILE SPECIFICATIONS.

ADD ALT #2 ALL CEILING WORK IN THIS AREA SHALL BE PRICED SEPARATELY.

GENERAL NOTES

A. WHERE NEW CEILING GRID AND A.C.T. IS TO BE INSTALLED, IT SHALL BE INSTALLED AT SAME HEIGHT AS EXISTING CEILING, UNLESS SPECIFICALLY NOTED OTHERWISE.

B. DEMOLISH EXISTING CEILING, PROVIDING TEMPORARY SUPPORT FOR EXISTING CEILING SUPPORTED EQUIPMENT, AND INSTALL NEW CEILING GRID AND/OR A.C.T. WHERE SPECIFICALLY SHOWN IN EAST AND WEST ANNEX. RE: ACOUSTICAL CEILING TILE SPECIFICATIONS ON DWG A3.1W. COORDINATE WORK WITH MECHANICAL CONTRACTOR, WHO WILL REMOVE EXISTING VAV BOX OR EXISTING FAN COIL. AFTER CEILING IS REMOVED, AND REINSTALL NEW VAV BOX BEFORE NEW CEILING IS INSTALLED.

C. IF ONLY A.C.T. IS TO BE REPLACED, AS OCCURS IN MOST OF EAST ANNEX, REMOVE APPROXIMATELY 150 FT2 BELOW EACH EXISTING FAN COIL OR VAV BOX TO ENABLE MECHANICAL CONTRACTOR TO REMOVE OLD AND INSTALL NEW MECHANICAL EQUIPMENT. RE: ACOUSTICAL CEILING TILE SPECIFICATIONS. MECHANICAL CONTRACTOR: RE: MECHANICAL DRAWINGS. AFTER NEW FAN COILS AND VAV BOXES HAVE BEEN INSTALLED, INSTALL GRID AND A.C.T.

D. EXISTING LIGHTS, DIFFUSERS, ALARMS, AND OTHER MISCELLANEOUS COMPONENTS INSTALLED IN EXISTING CEILING SHALL BE INSTALLED IN NEW CEILING, IN SAME LOCATIONS, EXCEPT WHERE SPECIFICALLY NOTED OTHERWISE.

LEGEND

- SURFACE MOUNTED STRIP - 2 LAMP
- LINEAR SLOT DIFFUSER
- 2' X 4' LIGHT LAY IN
- 2' X 2' LIGHT LAY IN
- RETURN AIR
- EXHAUST AIR
- SUPPLY AIR
- FIRE ALARM
- EXIT SIGN/HANGING SIGNAGE
- SPEAKERS
- CAN LIGHTS
- 110V POWER
- CCTV CABLES/CAMERA
- WIFI HUB
- ELECTRICAL J-BOX
- NEW CEILING GRID AND TILE
- NOT IN CONTRACT
- EXISTING GYP CEILING, N.I.C.
- UNABLE TO SURVEY. ASSUMED NEW TILE ONLY.

A.C.T. ACOUSTIC CEILING TILE

AFF ABOVE FINISHED FLOOR

N.I.C. NOT IN CONTRACT

GL2M
ENGINEERING
940-220-4200
TEXAS FIRM F-14671

5/20/2015

PROJECT: **GREGG COUNTY COURTHOUSE CEILING REPLACEMENT PROJECT**

OWNER: GREGG COUNTY

ADDRESS: 101 EAST METHVIN ST., LONGVIEW, TEXAS

DATE	REVISIONS
5/20/15	IFC

ARCH - REFLECTED CEILING - LEVEL 4 - WEST ANNEX

A3.4W

NORTH

BY: L. MONTZ

DATE: 5/20/15

© 2015 GL2M ENGR

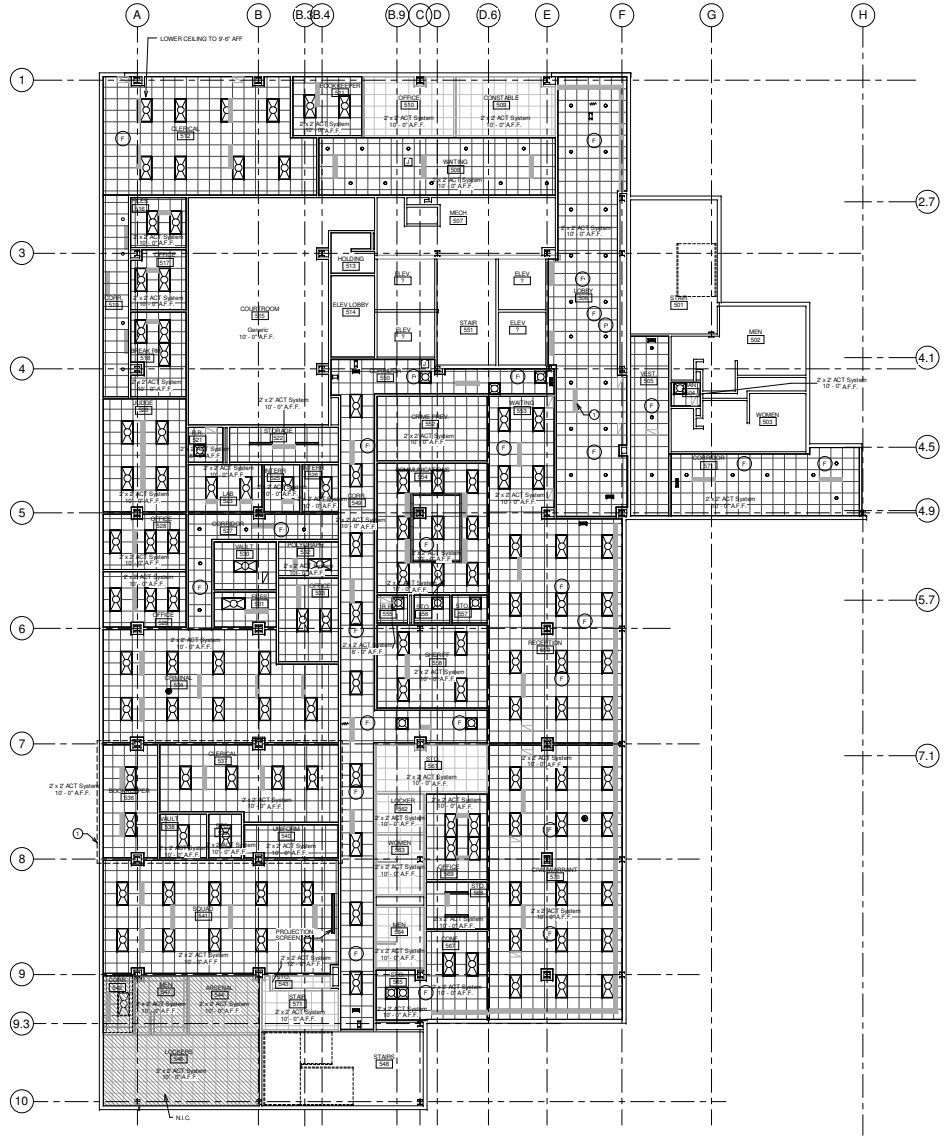

1 LEVEL 5 - WEST ANNEX
1/8" = 1'-0"

ALTERNATES

ADD ALT #1 2' X 2' A.C.T. SHALL BE REPLACED IN EAST ANNEX, LEAVING EXISTING GRID IN PLACE, ONLY WHERE GRID AND A.C.T. ARE NOT BOTH BEING REPLACED. RE: ACOUSTIC CEILING TILE SPECIFICTIONS.

ADD ALT #2 ALL CEILING WORK IN THIS AREA SHALL BE PRICED SEPARATELY.

GENERAL NOTES

A. WHERE NEW CEILING GRID AND A.C.T. IS TO BE INSTALLED, IT SHALL BE INSTALLED AT SAME HEIGHT AS EXISTING CEILING, UNLESS SPECIFICALLY NOT ED OTHERWISE.

B. DEMOLISH EXISTING CEILING, PROVIDING TEMPORARY SUPPORT FOR EXISTING CEILING SUPPORTED EQUIPMENT, AND INSTALL NEW CEILING GRID AND/OR A.C.T. WHERE SPECIFICALLY SHOWN IN EAST AND WEST ANNEX. RE: ACOUSTICAL CEILING TILE SPECIFICATIONS ON DWG A3.1W. COORDINATE WORK WITH MECHANICAL CONTRACTOR, WHO WILL REMOVE EXISTING VAV BOX OR EXISTING FAN COIL, AFTER CEILING IS REMOVED, AND REINSTALL NEW VAV BOX BEFORE NEW CEILING IS INSTALLED.

C. IF ONLY A.C.T. IS TO BE REPLACED, AS OCCURS IN MOST OF EAST ANNEX, REMOVE APPROXIMATELY 150 FT2 BELOW EACH EXISTING FAN COIL OR VAV BOX, TO ENABLE MECHANICAL CONTRACTOR TO REMOVE OLD AND INSTALL NEW MECHANICAL EQUIPMENT. COORDINATE REMOVAL WORK WITH MECHANICAL CONTRACTOR. RE: MECHANICAL DRAWINGS. AFTER NEW FAN COILS AND VAV BOXES HAVE BEEN INSTALLED, INSTALL GRID AND A.C.T.

D. EXISTING LIGHTS, DIFFUSERS, ALARMS, AND OTHER MISCELLANEOUS COMPONENTS INSTALLED IN EXISTING CEILING SHALL BE INSTALLED IN NEW CEILING, IN SAME LOCATIONSL, EXCEPT WHERE SPECIFICALLY NOTED OTHERWISE.

LEGEND

- SURFACE MOUNTED STRIP - 2 LAMP
- LINEAR SLOT DIFFUSER
- 2' X 4' LIGHT LAY IN
- 2' X 2' LIGHT LAY IN
- RETURN AIR
- EXHAUST AIR
- SUPPLY AIR
- FIRE ALARM
- EXIT SIGN/HANGING SIGNAGE
- SPEAKERS
- CAN LIGHTS
- 110V POWER
- CCTV CABLES/CAMERA
- WIFI HUB
- ELECTRICAL J-BOX
- NEW CEILING GRID AND TILE
- NOT IN CONTRACT
- EXISTING GYP CEILING, N.I.C.
- UNABLE TO SURVEY, ASSUMED NEW TILE ONLY.

A.C.T. ACOUSTIC CEILING TILE

AFF ABOVE FINISHED FLOOR

N.I.C. NOT IN CONTRACT

GL2M
ENGINEERING
940-220-4200
TEXAS FIRM F-14671

5/20/2015

PROJECT: **GREGG COUNTY COURTHOUSE CEILING REPLACEMENT PROJECT**

OWNER: GREGG COUNTY

ADDRESS: 101 EAST METHVIN ST., LONGVIEW, TEXAS

DATE	REVISIONS
5/20/15	IFC

ARCH - REFLECTED CEILING - LEVEL 5 - WEST ANNEX

A3.5W

NORTH

BY: L. MONTZ

DATE: 5/20/15

© 2015 GL2M ENGR